

Thursday 26 January 2012 – Afternoon

A2 GCE CHEMISTRY A

F324 Rings, Polymers and Analysis

Candidates answer on the Question Paper.

OCR supplied materials:

- *Data Sheet for Chemistry A* (inserted)

Other materials required:

- Scientific calculator

Duration: 1 hour 15 minutes




Candidate forename		Candidate surname	
-----------------------	--	----------------------	--

Centre number						Candidate number				
---------------	--	--	--	--	--	------------------	--	--	--	--

INSTRUCTIONS TO CANDIDATES

- The Insert will be found in the centre of this document.
- Write your name, centre number and candidate number in the boxes above. Please write clearly and in capital letters.
- Use black ink. HB pencil may be used for graphs and diagrams only.
- Answer **all** the questions.
- Read each question carefully. Make sure you know what you have to do before starting your answer.
- Write your answer to each question in the space provided. If additional space is required, you should use the lined page at the end of this booklet. The question number(s) must be clearly shown.
- Do **not** write in the bar codes.

INFORMATION FOR CANDIDATES

- The number of marks is given in brackets [] at the end of each question or part question.
-  Where you see this icon you will be awarded marks for the quality of written communication in your answer.
This means for example you should:
 - ensure that text is legible and that spelling, punctuation and grammar are accurate so that meaning is clear;
 - organise information clearly and coherently, using specialist vocabulary when appropriate.
- You may use a scientific calculator.
- A copy of the *Data Sheet for Chemistry A* is provided as an Insert with this Question Paper.
- You are advised to show all the steps in any calculations.
- The total number of marks for this paper is **60**.
- This document consists of **16** pages. Any blank pages are indicated.

Answer **all** the questions.

1 This question looks at the properties and chemistry of some α -amino acids. The general formula of an α -amino acid is $\text{RCH}(\text{NH}_2)\text{COOH}$.

(a) In the α -amino acid alanine, $\text{CH}_3\text{CH}(\text{NH}_2)\text{COOH}$, R is CH_3 .
The isoelectric point of alanine is at pH 6.0.

(i) What is meant by the term *isoelectric point*?

.....
.....
..... [1]

(ii) Draw the structures of the ions formed by alanine at pH 6.0 and at pH 1.5.

ion formed at pH 6.0	ion formed at pH 1.5

[2]

(iii) Different R groups in α -amino acids result in different isoelectric points.

Suggest the functional group, in the R group, that results in the isoelectric point being lower than pH 3 and higher than pH 10.

functional group resulting in isoelectric point lower than pH 3:

functional group resulting in isoelectric point higher than pH 10: [2]

(b) The α -amino acid serine, where R is CH_2OH , readily forms a condensation polymer containing peptide links.

Draw a section of poly(serine), showing **two** repeat units.

Display the peptide linkage.

[2]

(c) Apart from glycine, where R is H, all α -amino acids show optical isomerism.

(i) Why does glycine **not** show optical isomerism?

.....
.....
..... [1]

(ii) Draw 3-D diagrams for the two optical isomers of the α -amino acid cysteine, where R is CH_2SH .

[2]

(iii) α -Amino acids are being used in the development of peptide-based pharmaceuticals. Optical isomerism has been found to be significant in the action of some pharmaceuticals.

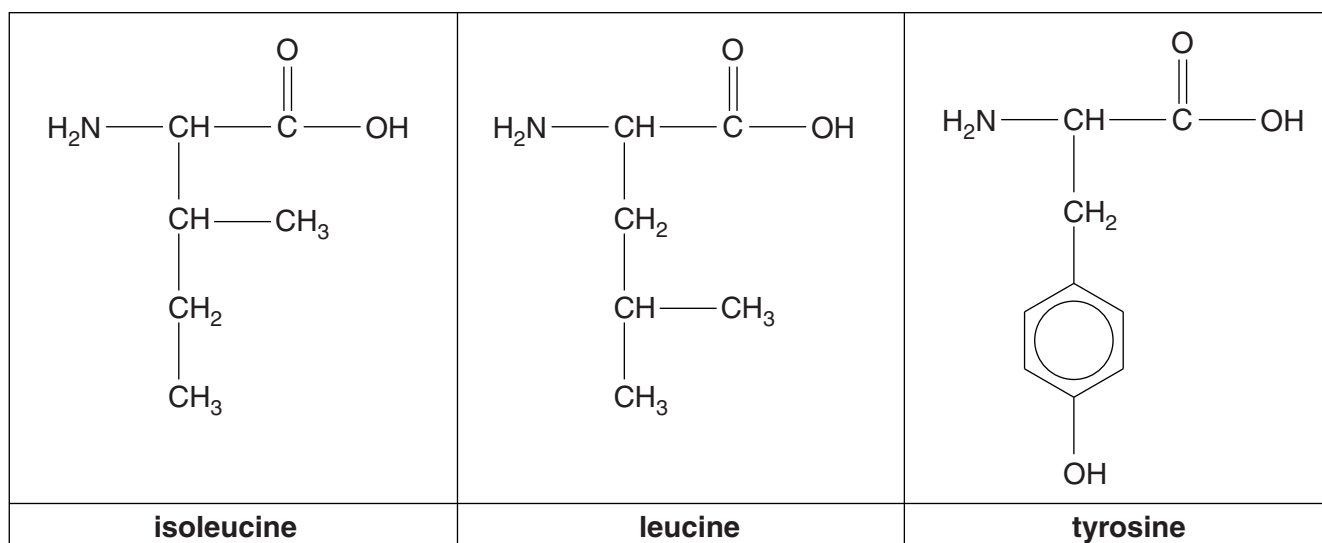
- State **two** possible disadvantages of synthesising a peptide-based pharmaceutical that contains a mixture of optical isomers.
- State **two** methods that are used by manufacturers to synthesise pharmaceuticals containing just the required optical isomer.



In your answer, you should use appropriate technical terms, spelled correctly.

.....
.....
.....
.....
.....
.....
.....
.....
.....
.....
..... [4]

(d) The structures of the α -amino acids isoleucine, leucine and tyrosine are shown below.



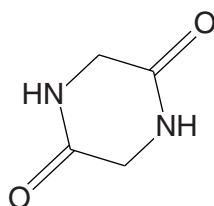
Predict the number of peaks in the carbon-13 spectrum of each of these α -amino acids.

α -amino acid	isoleucine	leucine	tyrosine
number of peaks			

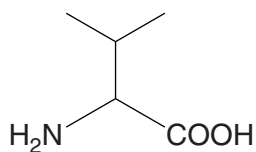
[3]

(e) When strongly heated, an α -amino acid can form a cyclic 'dimer' in a condensation reaction.

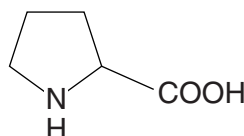
For example, glycine, where R is H, forms the cyclic dimer shown below.



Draw the structures of the cyclic dimers that could be formed from the α -amino acids valine and proline, shown below.



valine



proline

cyclic dimer formed from valine

cyclic dimer formed from proline

[2]

[Total: 19]

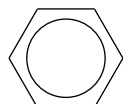
2 Benzene is an important starting material in the production of dyes, detergents and medicines.

(a) Aromatic amines, such as 4-chlorophenylamine, are intermediates in the manufacture of azo dyes.

(i) Benzene can be converted into 4-chlorophenylamine in the three stages shown below.

In the boxes

- show the structures of the organic products
- state the chemicals used.



stage 1

chemicals:

.....

organic product

stage 2

chemicals:

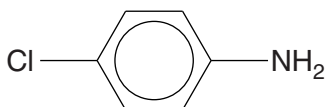
.....

organic product

stage 3

chemicals:

.....




4-chlorophenylamine

[5]

- (ii) 4-Chlorophenylamine can be converted into a diazonium ion.
The diazonium ion can then be reacted with phenol in aqueous alkali to form an azo dye.

Draw the structures of the diazonium ion and the azo dye.




[2]

- (b) Benzene can be converted into benzenesulfonic acid, $C_6H_5SO_3H$, which is used in the manufacture of many detergents.

The reaction between benzene and sulfuric acid is an electrophilic substitution reaction.
Sulfur trioxide, SO_3 , is the electrophile.

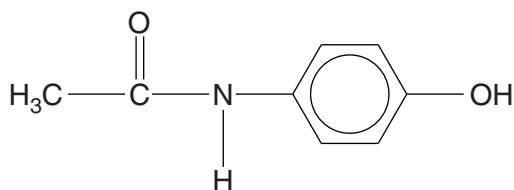
Part of the mechanism for this reaction is shown below.



Complete the mechanism by drawing the intermediate and by adding curly arrows to show the movement of electron pairs in **steps 1** and **2**.

[4]

(c) The painkiller paracetamol has the structure shown below.



(i) Separate samples of paracetamol are reacted with bromine, Br_2 , and with sodium, Na.

Draw the structures of possible organic products formed in each reaction.

reaction with Br_2	reaction with Na

[2]

(ii) Another sample of paracetamol is hydrolysed by heating under reflux with hot aqueous sodium hydroxide, $\text{NaOH}(\text{aq})$.

Draw the structures of the two organic products formed in this hydrolysis.

--	--

[2]

[Total: 15]

3 This question is about different organic compounds containing C, H and O.

(a) A technician found an unlabelled bottle in a chemical store cupboard. The technician thinks that the bottle contains pentan-2-one, pentan-3-one or pentanal.

(i) Describe a series of chemical tests that the technician could use to confirm that the compound in the bottle is a ketone. Include appropriate reagents and any relevant observations.

.....

.....

.....

.....

.....

.....

..... [2]

(ii) Describe how the technician could use the product of one of the tests in (i) to show whether the bottle contains pentan-2-one or pentan-3-one.

The method used should **not** involve spectroscopy.

.....

.....

.....

.....

.....

.....

..... [2]

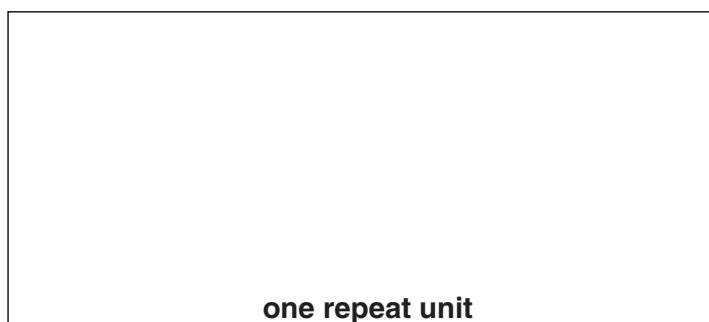
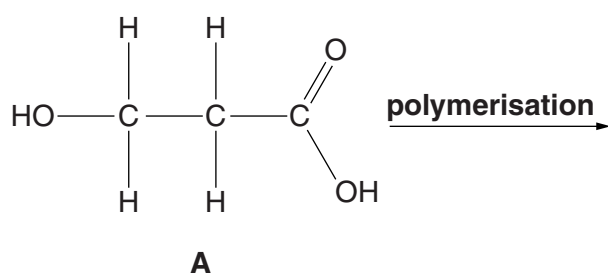
- (b) 3-Hydroxypropanoic acid, $\text{HOCH}_2\text{CH}_2\text{COOH}$, can be produced microbologically from sugars in corn. $\text{HOCH}_2\text{CH}_2\text{COOH}$ can be used as a 'green' starting material for the synthesis of many organic compounds including some important polymers.

Three synthetic routes are shown below for converting $\text{HOCH}_2\text{CH}_2\text{COOH}$, **A**, into different polymers.

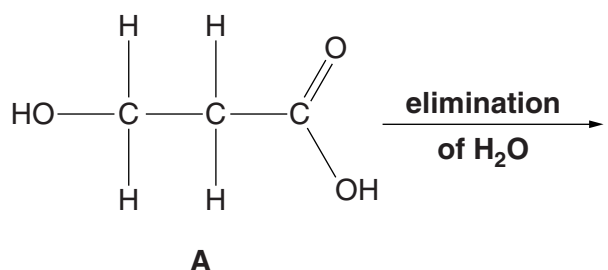
The names of the processes for each synthetic step are given.

- (i) In the boxes below, give the structures of the organic compounds formed.

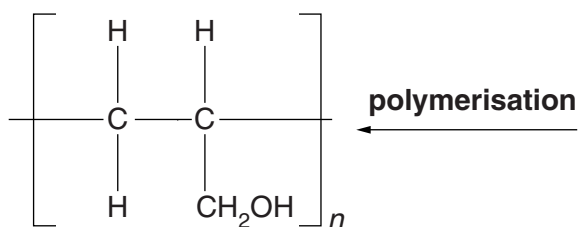
Synthesis 1




Synthesis 2



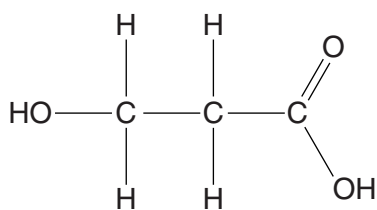
↓
reduction



PVA, used in adhesives



Synthesis 3



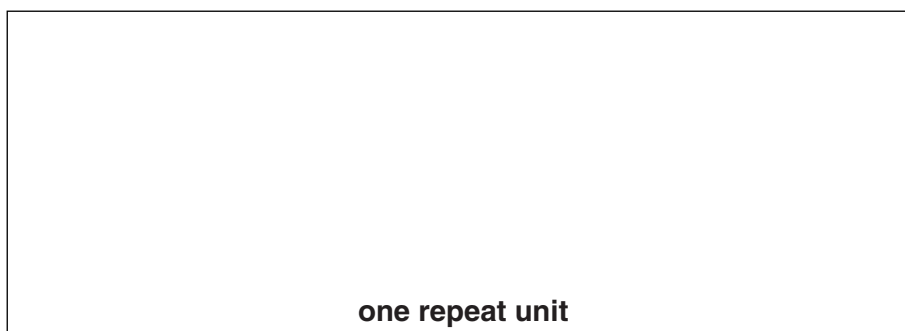
A

reduction

oxidation



polymerisation



[6]

(ii) State the type of polymerisation taking place in each synthetic route.

Synthesis 1:

Synthesis 2:

Synthesis 3:

[1]

[Total: 11]

12
BLANK PAGE

PLEASE DO NOT WRITE ON THIS PAGE

4 A chemist prepares and analyses some esters.

- (a) The chemist prepares an ester of propan-2-ol, $\text{CH}_3\text{CH}(\text{OH})\text{CH}_3$, by reacting $\text{CH}_3\text{CH}(\text{OH})\text{CH}_3$ with ethanoic anhydride, $(\text{CH}_3\text{CO})_2\text{O}$.

Using structural formulae, write an equation for the reaction of propan-2-ol and ethanoic anhydride.

[2]

- (b) A sample contains a mixture of two esters contaminated with an alkane and an alcohol.

The chemist attempts to separate the four organic compounds in the mixture using gas chromatography, GC.

The column in the gas chromatograph contains a liquid alkane which acts as the stationary phase.

- (i) How does a liquid stationary phase separate the organic compounds in a mixture?

.....
 [1]

- (ii) Suggest how well these four compounds would be separated using the alkane stationary phase. In your answer, include some indication of the length of the retention times.

Explain your answer.

.....

 [2]

- (c) GC is often used together with other techniques, such as mass spectrometry, MS, and NMR spectroscopy, to provide a far more powerful analytical tool than GC alone.

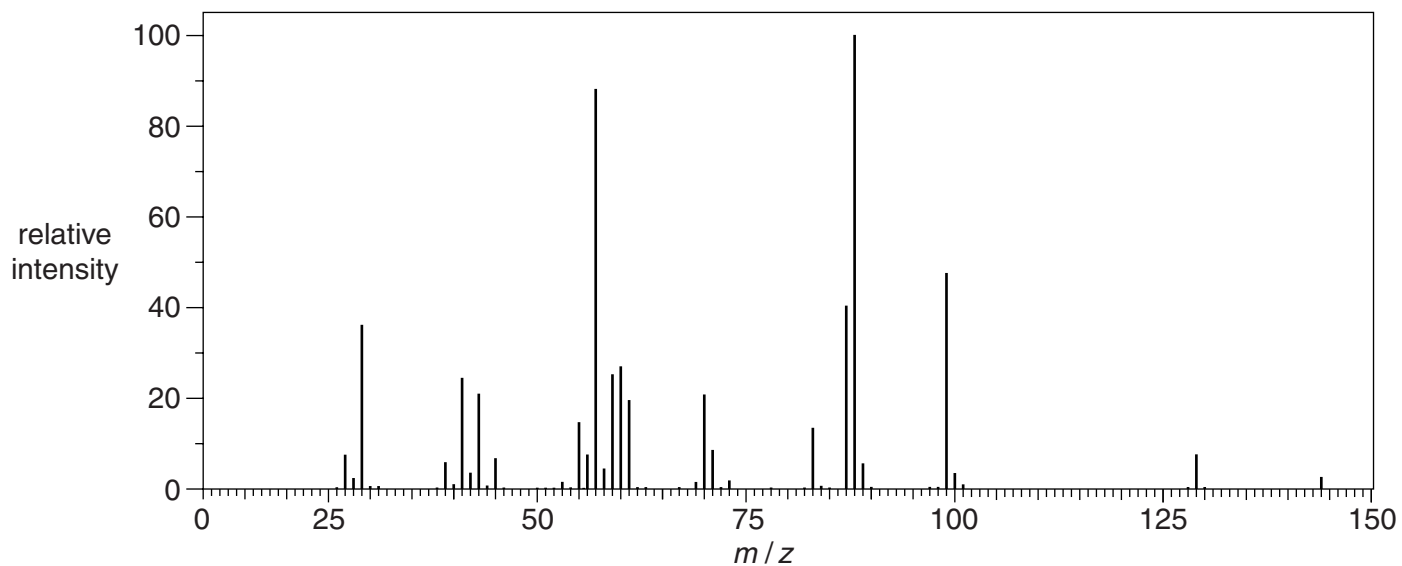
One of the esters in a perfume is separated by GC and then analysed.

The results are shown below.

Elemental analysis by mass

C, 66.63%; H, 11.18%; O, 22.19%

Mass spectrum



Proton NMR spectrum

The numbers by each peak are the relative peak areas.

