

**OXFORD CAMBRIDGE AND RSA EXAMINATIONS**

**Advanced Subsidiary General Certificate of Education  
Advanced General Certificate of Education**

**MATHEMATICS**

**4736**

Decision Mathematics 1

Wednesday      **12 JANUARY 2005**      Afternoon      1 hour 30 minutes

Additional materials:  
Answer booklet  
Graph paper  
List of Formulae (MF1)

**TIME**      1 hour 30 minutes

**INSTRUCTIONS TO CANDIDATES**

- Write your name, centre number and candidate number in the spaces provided on the answer booklet.
- Answer **all** the questions.
- There is an **insert** for use in Questions **4** and **7**.
- Give non-exact numerical answers correct to 3 significant figures unless a different degree of accuracy is specified in the question or is clearly appropriate.
- You are permitted to use a graphical calculator in this paper.

**INFORMATION FOR CANDIDATES**

- The number of marks is given in brackets [ ] at the end of each question or part question.
- The total number of marks for this paper is 72.
- Questions carrying smaller numbers of marks are printed earlier in the paper, and questions carrying larger numbers of marks later in the paper.
- **You are reminded of the need for clear presentation in your answers.**

---

**This question paper consists of 6 printed pages, 2 blank pages and an insert.**

- 1 Use the shuttle sort algorithm to sort the list

6    5    9    4    5    2

into **increasing** order. Write down the list that results from each pass through the algorithm. [5]

- 2 (i) A graph has six vertices; two are of order 3 and the rest are of order 4. Calculate the number of arcs in the graph, showing your working. [2]

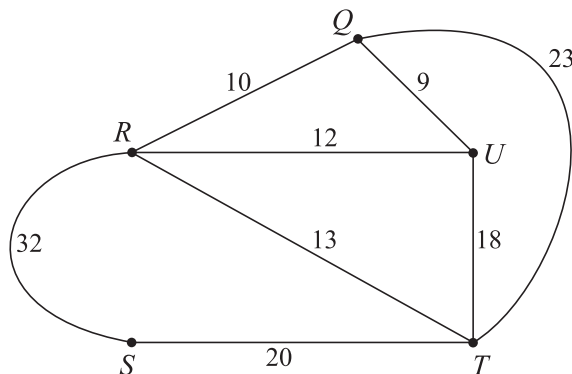
- (ii) Is the graph Eulerian, semi-Eulerian or neither? Give a reason to support your answer. [1]

A *simple* graph is one in which any two vertices are directly connected by at most one arc and no vertex is directly connected to itself.

A *connected* graph is one in which every vertex is connected, directly or indirectly, to every other vertex.

- (iii) Explain why a simple graph with six vertices, two of order 3 and the rest of order 4, must also be a connected graph. [2]

- 3 The diagram shows a network. The weights on the arcs represent distances in miles. The direct path between any two adjacent vertices is never longer than any indirect path.



- (i) By deleting vertex  $U$  and all arcs connected to  $U$ , find a lower bound for the length of the shortest cycle that visits every vertex of this network. [3]
- (ii) Find a vertex that can be used as the start vertex for the nearest neighbour method to give a cycle that passes through every vertex of this network. Give your cycle and its length. [4]

## 4 [Answer this question on the insert provided.]

A competition challenges teams to hike across a moor, visiting each of eight peaks, in the quickest possible time. The teams all start at peak *A* and finish at peak *H*, but other than this the peaks may be visited in any order. The estimated journey times, in hours, between peaks are shown in the table. A dash in the table means that there is no direct route between two peaks.

	<i>A</i>	<i>B</i>	<i>C</i>	<i>D</i>	<i>E</i>	<i>F</i>	<i>G</i>	<i>H</i>
<i>A</i>	–	4	2	3	–	–	–	–
<i>B</i>	4	–	1	–	3	–	–	–
<i>C</i>	2	1	–	2	–	6	5	–
<i>D</i>	3	–	2	–	–	–	4	–
<i>E</i>	–	3	–	–	–	8	–	7
<i>F</i>	–	–	6	–	8	–	–	8
<i>G</i>	–	–	5	4	–	–	–	9
<i>H</i>	–	–	–	–	7	8	9	–

(i) Use Prim's algorithm on the table in the insert to find a minimum spanning tree. Start by crossing out row *A*. Show which entries in the table are chosen and indicate the order in which the rows are deleted. What can you deduce from this answer about the quickest possible time needed to complete the challenge? [5]

(ii) On the insert, draw a network to represent the information given in the table above. [2]

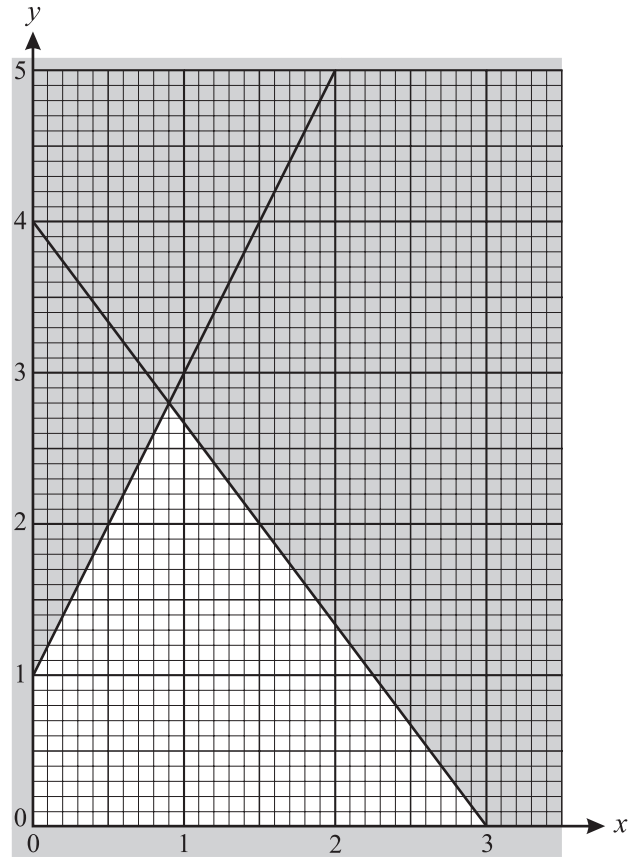
A team decides to visit each peak **exactly once** on the hike from peak *A* to peak *H*.

(iii) Explain why the team cannot use the arc *AC*. [1]

(iv) Explain why the team must use the arc *EF*. [1]

(v) There are only two possible routes that the team can use. Find both routes and determine which is the quicker route. [3]

- 5 The constraints of a linear programming problem are represented by the graph below. The feasible region is the unshaded region, including its boundaries.



- (i) Write down four inequalities that define the feasible region. [3]

The objective is to maximise  $P = 5x + 3y$ .

- (ii) Using the graph or otherwise, obtain the coordinates of the vertices of the feasible region and hence find the values of  $x$  and  $y$  that maximise  $P$ , and the corresponding maximum value of  $P$ . [6]

The objective is changed to maximise  $Q = ax + 3y$ .

- (iii) For what set of values of  $a$  is the maximum value of  $Q$  equal to 3? [4]

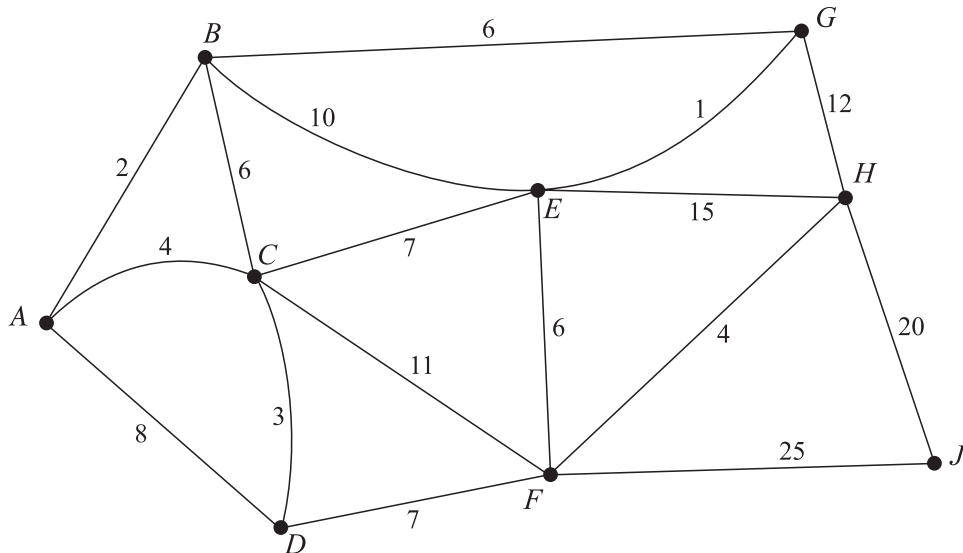
6 Consider the linear programming problem:

$$\begin{array}{ll} \text{maximise} & P = 2x - 5y - z, \\ \text{subject to} & 5x + 3y - 5z \leq 15, \\ & 2x + 6y + 8z \leq 24, \\ \text{and} & x \geq 0, y \geq 0, z \geq 0. \end{array}$$

- (i) Using slack variables,  $s$  and  $t$ , express the non-trivial constraints as two equations. [1]
- (ii) Represent the problem as an initial Simplex tableau. Perform **one** iteration of the Simplex algorithm. [6]
- (iii) Use the Simplex algorithm to find the values of  $x$ ,  $y$  and  $z$  for which  $P$  is maximised, subject to the constraints above. [4]
- (iv) The value 15 in the first constraint is increased to a new value  $k$ . As a result the pivot for the first iteration changes. Show what effect this has on the final value of  $y$ . [2]

7 [Answer this question on the insert provided.]

The network below represents a simplified map of the centre of a small town. The arcs represent roads and the weights on the arcs represent distances, in units of 100 metres.



- (a) (i) Use Dijkstra's algorithm on the diagram in the insert to find the length of the shortest route from  $A$  to each of the other vertices. You must show your working, including temporary labels, permanent labels and the order in which the permanent labels were assigned. State the shortest route from  $A$  to  $E$  and the shortest route from  $A$  to  $J$ , and give their lengths. [7]
- (ii) The shortest route from  $E$  to  $J$  that passes through **every** vertex can be treated as being made up of two parts, one from  $E$  to  $A$  and the other from  $A$  to  $J$ . Use your answers to part (i) to write down the length of the shortest such route. List the vertices in the order that they are visited in travelling from  $E$  to  $J$  using this route. [4]
- (iii) Explain why a similar approach to that used in parts (a)(i) and (a)(ii) would not give the shortest route between  $G$  and  $H$  that passes through every vertex. [2]
- (b) By considering pairings of odd nodes, find the length of the shortest route that starts at  $A$  and ends at  $E$  and uses every arc at least once. [4]

**BLANK PAGE**

**BLANK PAGE**



Candidate Name	Centre Number	Candidate Number

**OXFORD CAMBRIDGE AND RSA EXAMINATIONS**

**Advanced Subsidiary General Certificate of Education  
Advanced General Certificate of Education**

**MATHEMATICS**

**4736**

Decision Mathematics 1

INSERT for Questions 4 and 7

Wednesday      **12 JANUARY 2005**      Afternoon      1 hour 30 minutes

**INSTRUCTIONS TO CANDIDATES**

- This insert should be used to answer Questions **4** and **7**.
- Write your name, centre number and candidate number in the spaces provided at the top of this page.
- Write your answers to Questions **4** and **7** in the spaces provided in this insert, and attach it to your answer booklet.

---

**This insert consists of 3 printed pages and 1 blank page.**

4 (i)

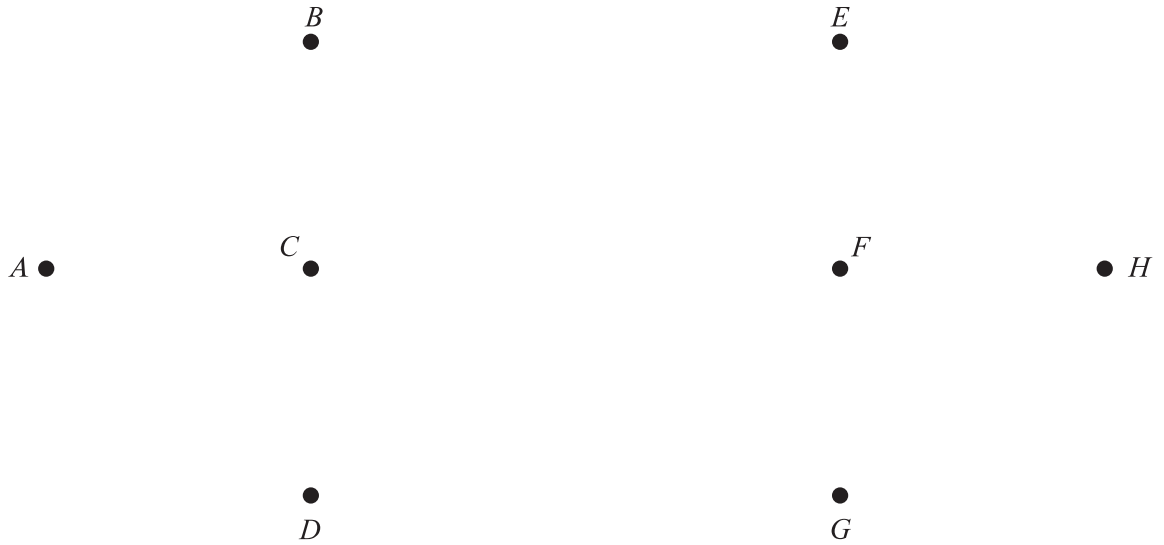
	<i>A</i>	<i>B</i>	<i>C</i>	<i>D</i>	<i>E</i>	<i>F</i>	<i>G</i>	<i>H</i>
<i>A</i>	–	4	2	3	–	–	–	–
<i>B</i>	4	–	1	–	3	–	–	–
<i>C</i>	2	1	–	2	–	6	5	–
<i>D</i>	3	–	2	–	–	–	4	–
<i>E</i>	–	3	–	–	–	8	–	7
<i>F</i>	–	–	6	–	8	–	–	8
<i>G</i>	–	–	5	4	–	–	–	9
<i>H</i>	–	–	–	–	7	8	9	–

.....

.....

.....

(ii)



(iii)

.....

.....

(iv)

.....

.....

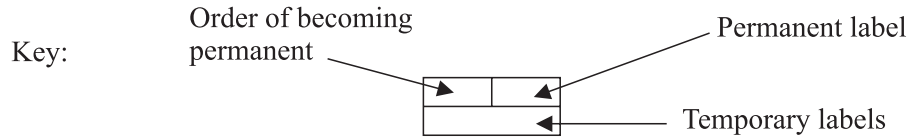
(v)

.....

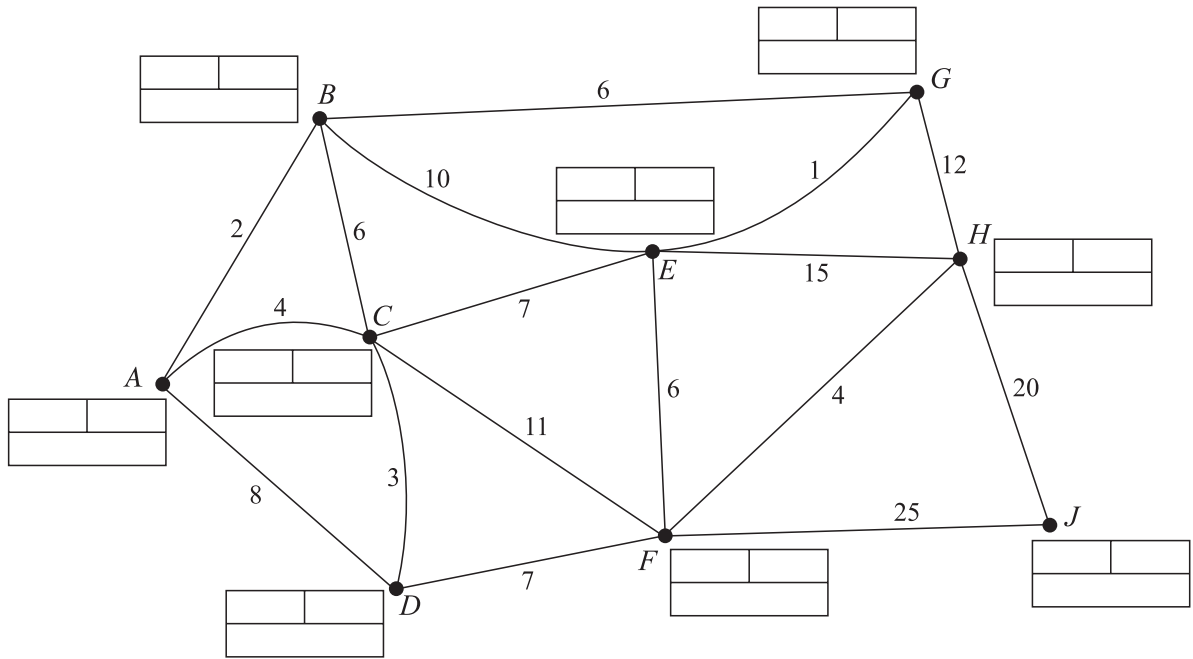
.....

.....

7 (a) (i)



Do not cross out your working values (temporary labels)



Shortest route from *A* to *E* = ..... Length = .....

Shortest route from *A* to *J* = ..... Length = .....

(ii) Length of route = .....

Vertices visited in order .....

(iii) Explanation .....

.....

(b) .....

Length = .....

**BLANK PAGE**